

BLUEPOINT 4



UV POINT SOURCE

With Process FLOW Control

FEATURES

- Adjustable lamp output
- High intensity
- Economical

ADVANTAGES

- High power
- Long lamp life
- Entry of complete program flows
- Short curing time
- Ease of use

BLUEPOINT 4

bluepoint 4 is a high-performance point source for all applications that need maximum UV intensity. Due to its high intensity and the possibility to program complete exposure sequences with different intensities and waiting periods – shortest cycle or machining times can be realized especially in fully automated production lines.

The typical lamp life is approx. 3.000 hours (guaranteed lamp life 2.000 hours). When using a Hoenle UV-Meter, it is possible to readjust automatically the lamp output in order to maintain the intensity. A slide out module at the front panel of the housing ensures an easy replacement of the lamp. A user-friendly menu-driven operation is possible through a touch-sensitive keyboard.

APPLICATIONS

bluepoint point sources are suitable for a large range of applications:

- Bonding, fixing or potting of components in the electronic, optical and medical-technical industry
- Fluorescent excitation for material testing; also suitable for automatic image processing
- High-intensity UV irradiation for chemical, biological and pharmaceutical purposes

LAMP / SHUTTER CONTROL

The exposure time can be selected between 0.1 and 999.9 seconds. Alternatively, it is possible to enter the requested dose and bluepoint 4 calculates automatically the exposure time needed.

The display shows the values in mW/cm² and alternatively in mJ/cm² or in J/cm². Furthermore, the electrical lamp output can be adjusted in 1% steps from 60% to 100%. The unit memorizes operating hours and lamp running hours.

CALIBRATION

Calibration can be carried out automatically with a Hoenle UV Meter or with manual input. Moreover, the mode of operation „Power readjustment“ allows to adjust the current lamp power automatically in order to maintain a constant UV intensity.

INTERFACES

bluepoint 4 has the following interfaces:

- PLC inputs: lamp on, shutter open, dispensing, start program run
- PLC outputs: unit switched on, UV ready, error, shutter open and a variable programmable output
- dry contact with selectable function for additional signals (shutter closed, warning, UV on, etc.)
- RS 232 interface for programming operating parameters, for control of the unit with PLC or PC and for transferring process programs.

AUTOMATIC PROGRAM RUN

bluepoint 4 can program complete runs. The programs can be input via the control or via transmission of a text file written on a PC. 99 lines are available for programming the following:

- exposure sequences with different intensities
- dosage with variable parameters
- activation of external ‚handlings‘ components
- waiting periods
- automatic readjustment of lamp power

ADDITIONAL FEATURES

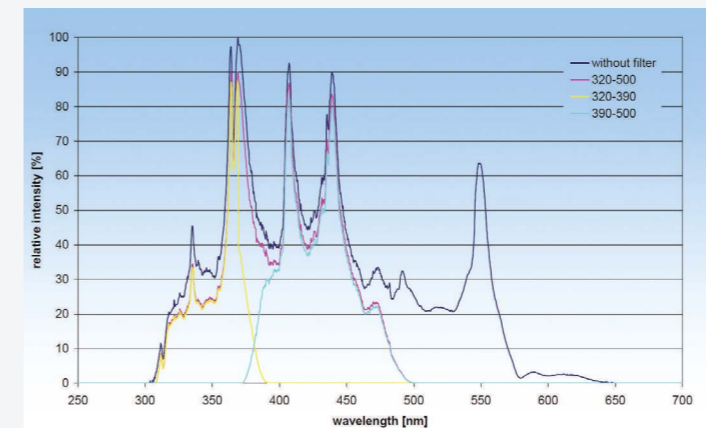
All parameter settings can be memorized on 6 storage locations and loaded when needed. The current parameter settings are maintained even after switching off the mains supply.

The unit disposes of extensive error and warning messages. With a keyboard interlock, it is possible to avoid unintentional modifications of parameters. Furthermore, bluepoint 4 has a standby function when the lamp is switched off. Language of menu texts can be chosen between German and English.


LIGHT GUIDES

The following light guides are available:

- Single light guide with the diameters 3 mm, 5 mm and 8 mm
- Double, triple and quadruple light guides with a diameter of the single arms of 3 mm each
- Standard lengths of 1 m and 1.5 m
- Differing lengths on request
- Glas fiber optic
- different types of filters available, see spectrum



Spectra bluepoint 4 with different filters

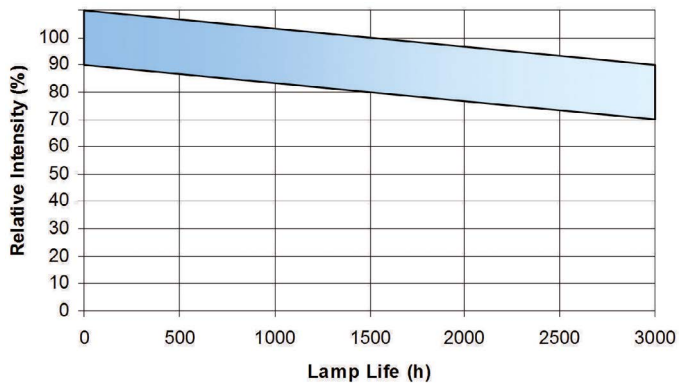


TECHNICAL DATA

max. UVA-Intensity *)	14.000 mW/cm ²
Typical lamp life	> 3.000 h
Timer setting range	0,1 – 999,9 sec
High-pressure mercury lamp	150 W
Mains supply	90 V – 264 V 47 Hz – 63 Hz
Input current max.	2,2 A
Power rating	200 W
Dimensions (H x B x T)	155 x 450 x 310 mm
Weight	approx. 9,5 kg

*) measured with a Hoenle UV Meter and test light guide

TYPICAL UV-OUTPUT DEVELOPMENT



Hoenle AG
Nicolaus-Otto-Str. 2
82205 Gilching
Germany

Phone: +49 8105 2083-0
equipment@hoenle.com

www.hoenle.com



Operating parameters depend on production characteristics and may differ from the foregoing information. We reserve the right to modify technical data.
© Copyright Hoenle AG. Updated 12/25